


Thermo Fisher Scientific

Junior Innovators Challenge 2026

How to Open an Application

Congratulations on earning a nomination to the Thermo Fisher Scientific Junior Innovators Challenge (JIC)! The top 10% of 6th, 7th, and 8th grade competitors at Society-affiliated fairs in the US are eligible for nomination. Use this guide for step-by-step instructions on how to create an account and start your application today!

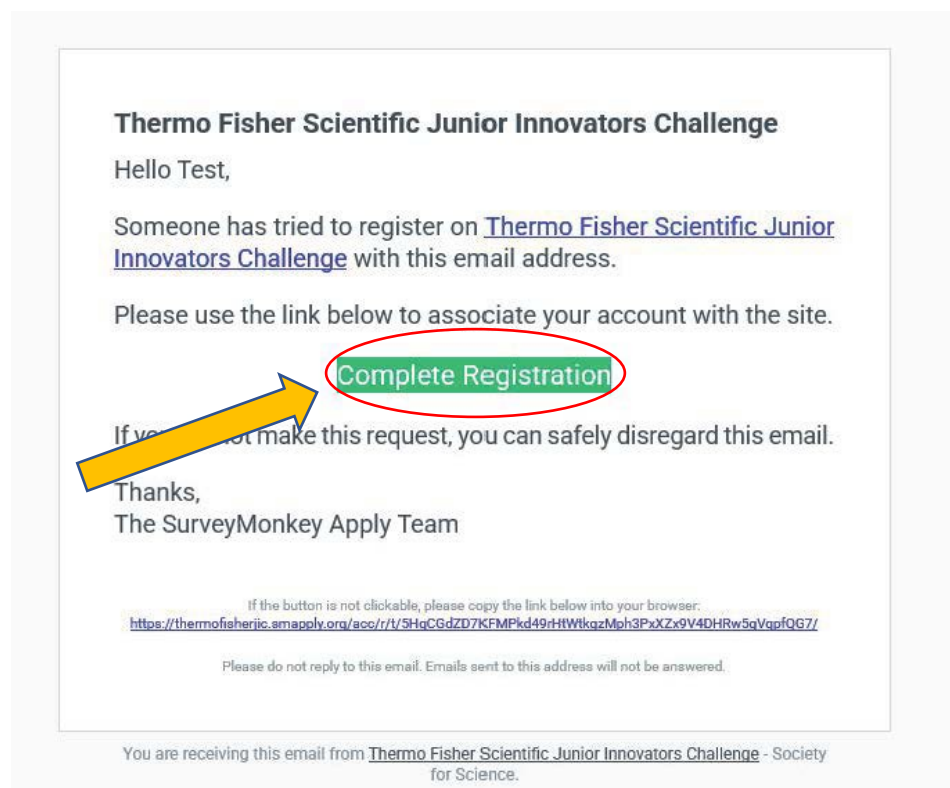
1. To open an application, click the green “Register” button at <https://thermofisherjic.smapply.org/>



2. On the next page you will register for an account. Once you have entered your name, email, and a password, check the reCAPTCHA box and click the green button “Create Account”.
 - a. You should **NOT** use a school email address to create your account. This will help ensure that you receive all emails necessary to activate your account.
 - b. You should use an email address that you can easily access to ensure a smooth and easy email verification process.
 - c. To ensure you receive emails throughout the application process, we recommend that you ask your school's IT department to "whitelist" the IP address 62.13.146.63, and the email addresses jic@societyforscience.org and noreply@mail.smapply.net. You can find instructions for how to whitelist email addresses [here](#).
 - d. Please register using the nominated student's name.
 - e. If you are under 13 years old, please get permission from a parent/guardian to create your account.

The screenshot shows the 'Register for an applicant account' page on SurveyMonkey Apply. It includes a 'Register as an individual' section with instructions, input fields for First Name, Last Name, and Email, a password creation field, a checkbox for 'I'm not a robot', and a green 'Create Account' button. A red circle highlights the 'Create Account' button, and a yellow arrow points to it from the right.

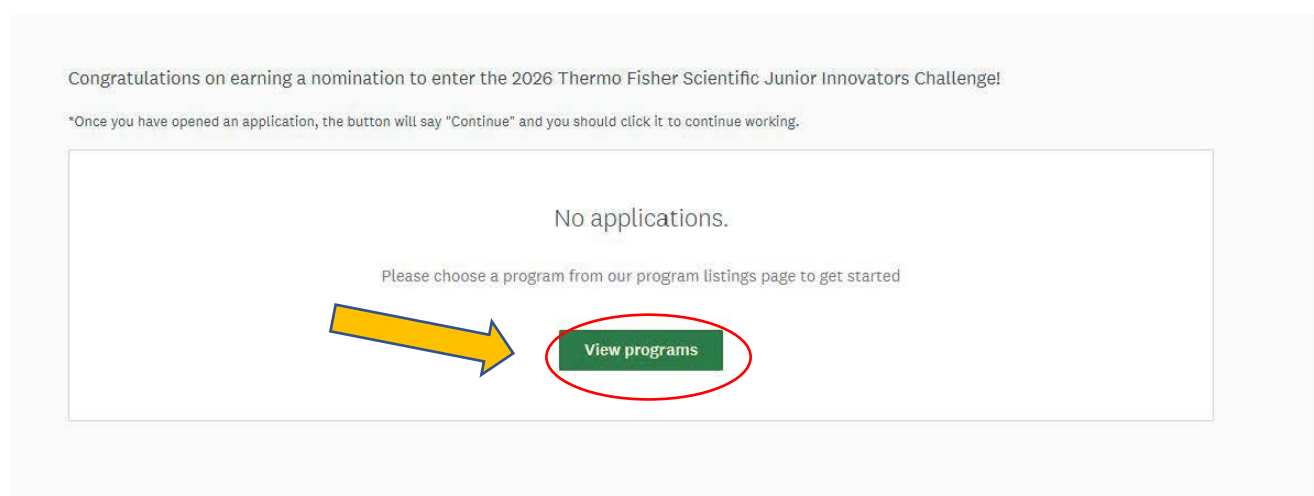
3. Once you have created an account, you will need to verify your email address to gain access to the application. You will receive an email to the address you used to register for your application.



If you do not receive an email to verify your email address, we would recommend:

1. Check your Spam/Junk folder
2. Try to create another account with a different email address
3. If you have not received the verification email after trying multiple email addresses, please contact Survey Monkey Apply Support by clicking the 'i' icon to right of the green "Register" button on the homepage.
 - a. Select "Having technical issues with this site?". From here, you can submit a ticket with the Survey Monkey Apply support team.

4. Once you have confirmed your email address, you will need to refresh the page or log back in and click on the “View programs” button.



5. Click on “More” to access the Thermo Fisher JIC 2026 application.



The Thermo Fisher Scientific Junior Innovators Challenge (JIC), a program founded and produced by Society for Science (the Society), seeks to inspire young scientists, engineers and innovators who will solve the grand challenges of the future. The Thermo Fisher JIC is the only middle school STEM competition that leverages Society-affiliated science fairs as a crucial component of the STEM talent pipeline. As a Thermo Fisher JIC nominee, you are part of the top 10 percent of 6th, 7th and 8th grade projects entered into Society-affiliated fairs around the country - that's a huge accomplishment!

You are now taking the next step in the Thermo Fisher JIC by opening and completing your application. Good luck!

Check out these different pages in the top right of your menu bar as you work on the application:

- Resources page: Find the 2026 rules, forms and videos to walk you through the application.
- FAQ page: Have a question? Check here to find answers to frequently asked questions.
- Need more help? Email us at jic@societyforscience.org.

Click the green "More" button below to get started!

Programs



2026 Thermo Fisher Scientific Junior Inn...

Accepting applications from Jan 21 2026 04:00 PM (GMT) to Jun 11 2026 03:59 AM (GMT)



MORE >

6. To begin working on your application, click "Apply" and name your application (lastname.firstname.zipcode).



2026 Thermo Fisher Scientific Junior Innovators Challenge (JIC) Application

Congratulations, you are now registered in the Thermo Fisher Scientific Junior Innovators Challenge, a program of Society for Science! Tell us about yourself and your awesome project through this application form. We are here to help you along the way - check out the Resources tab in the upper right-hand corner of the application screen for helpful hints, and feel free to email us at any time with your questions. Please add jic@societyforscience.org as a contact in your email account to make sure you receive important notifications.

Take these next steps to complete your application:

- Review the complete Official Rules 2026.
- Rename your application - you will be asked to do so once you click the green "Apply" button.
- Complete all parts of this application. You may save your work and return to the site as often as you'd like before the deadline, even after you hit submit!
- Upload your visual aid PDF (data, charts, graphs, etc.).
- Upload your science fair approval forms (if applicable).

APPLY

Opens

Jan 21 2026 04:00 PM (GMT)

Deadline

Jun 11 2026 03:59 AM (GMT)

7. Once your application has been created, you will need to confirm your Fair Password that was given to you by your Fair Director in your nominee packet. If you cannot find your Fair Password, email us at jic@societyforscience.org with your name, the name of the fair that nominated you, and your city/state.

The screenshot shows a user's application dashboard. On the left, a sidebar indicates '0 of 1 tasks complete' and provides a 'REVIEW' and 'SUBMIT' button. The main area shows the application title '2026 Thermo Fisher Scientific Ju...', the user ID 'Test.Test.12345', and the application ID '9962898759'. Below this, a section titled 'Your tasks' contains a single task: 'Confirm Your Fair Password', which is circled in red. A large yellow arrow points from the bottom left towards this task.

8. Enter your Fair Password and then click the green button to Mark as Complete. You can now move on and complete the rest of the application. If you don't know your Fair Password or if you enter it incorrectly please email jic@societyforscience.org with your name, city and state, and the fair that nominated you.

The screenshot shows the 'Confirm Your Fair Password' task page. The left sidebar is identical to the previous screenshot. The main content area has a title 'Confirm Your Fair Password' and instructions: 'Enter the Fair Password you received with your nominee packet from your fair. Complete this task first to gain access to the full application!'. Below the instructions is a text input field for the password, which is circled in red. At the bottom of the page, there are two buttons: 'SAVE & CONTINUE EDITING' and 'MARK AS COMPLETE'. The 'MARK AS COMPLETE' button is circled in red. Two large yellow arrows point towards the password input field and the 'MARK AS COMPLETE' button.

9. Each time you return to your application you will login and be taken to the following page. Click “Continue” to keep working.

